

## REVIEW OF USAF STUDIES OF MILITARY TRAINING ROUTE (MTR) NOISE

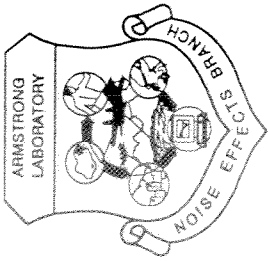
Robert C. McKinley, C. Stanley Harris, Eric Stusnick, John Molino  
and Kenneth J. Plotkin

Presented by        Robert C. McKinley  
                         Research Psychologist  
                         USAF AL/OEBN  
                         2610 Seventh St  
                         Wright-Patterson AFB OH 45433-7901

Phone (513) 255-3664  
FAX (513) 476-7680

The USAF routinely conducts low-altitude, high-speed training missions on Military Training Routes (MTR)s and within Military Operating Areas (MOA)s. The noise produced by these missions can be characterized as sporadic, with short durations, rapid onsets and higher levels compared to noise generated around airbases. The  $L_{dnmr}$  noise metric has been used by the USAF as an interim metric to assess the impact of noise generated by MTR and MOA missions on the civilian population. The USAF conducted a series of acoustic and psychoacoustic studies to measure the noise levels and validate the  $L_{dnmr}$  metric. The acoustic studies measured the flight track dispersion across several MTRs and noise signatures from low-altitude, high-speed flyovers. The psychoacoustic studies primarily examined the contribution of sound exposure level, onset rate, and the sporadic nature of flyovers to the development of annoyance. From these acoustic and psychoacoustic studies a revised noise metric has been recommended. This validated noise metric and tract dispersion model are used in ROUTEMAP II and MOAMAP, which are the USAF programs for predicting the impact of noise generated by MTR and MOA operations, respectively.

Mr. Robert C. McKinley is a research psychologist for the Noise Effects Branch of Armstrong Laboratory of the United States Air Force. His primary research has been human response to noise. He is also interested in developing educational tools for addressing noise concerns. Bob started working for the Noise Effects Branch in December 1989. He has recently completed his masters degree from Wright State University in Human Factors Psychology.




ARMSTRONG LABORATORIES  
NOISE EFFECTS BRANCH

# **Review of USAF studies of Military Training Route (MTR) noise.**

Robert C. McKinley,  
C. Stanley Harris,  
Eric Stusnick,  
John Molino,  
and Kenneth J. Plotkin

Presented by Robert C. McKinley






## ARMSTRONG LABORATORIES NOISE EFFECTS BRANCH

# Introduction


- U.S. Air Force has a training requirement to fly low altitude, high speed aircraft operations.
- Noise characterized as:
  - sporadic
  - short durations
  - rapid onsets
  - higher levels compared to noise generated around airbases
- Interim  $L_{dnmr}$  metric used in ROUTEMAP.
- Wyle Laboratories has worked for Armstrong Laboratories to assess impact.



## ARMSTRONG LABORATORIES NOISE EFFECTS BRANCH

# Interim $L_{dnmr}$

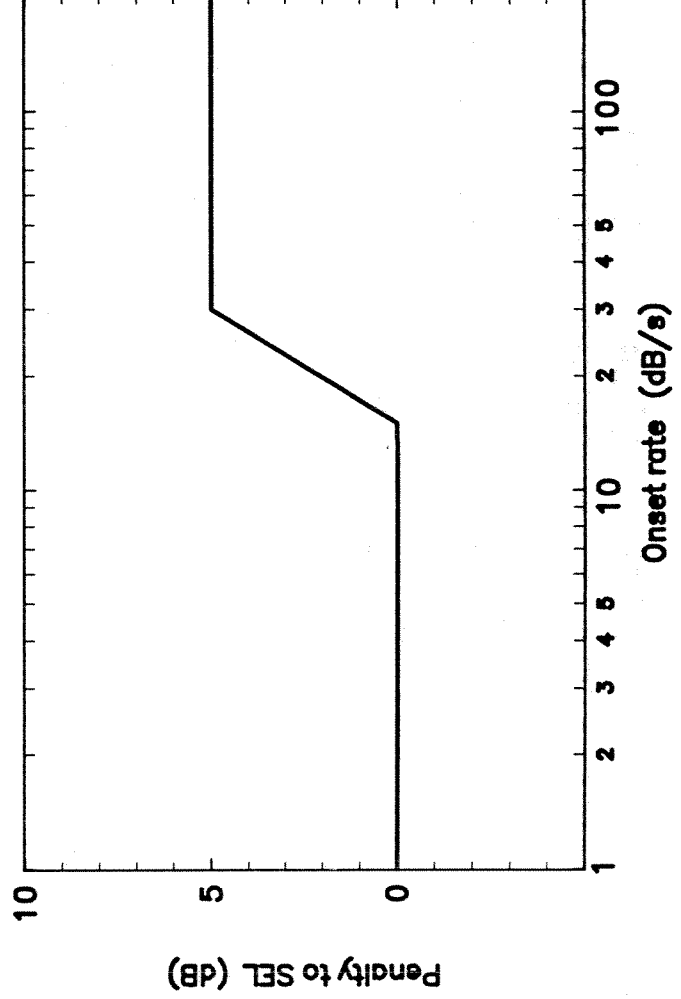
- **Modification of the  $L_{dn}$  metric.**
- **Integration period equal to the calendar month with the highest number of operations.**
- **Up to 5 dB onset rate penalty added to the Sound Exposure Level.**
- **Penalty applied only to events with max A-weighted sound level exceeding ambient by 15 dB.**




ARMSTRONG LABORATORIES  
NOISE EFFECTS BRANCH

## Interim Onset Rate Penalty

- No onset rate penalty for onset rates  $< 15$  dB/s.
- For onset rates between 15 and 30 dB/s penalty equals  $16.6 \log_{10}(\text{onset rate}) - 19.5$ .
- For onset rates  $> 30$  dB/s penalty is 5 dB.






ARMSTRONG LABORATORIES  
NOISE EFFECTS BRANCH

# Noise Exposure Validation

## In-house acoustic studies

- Measured noise signatures from low-altitude, high-speed flyovers.
- Onset rate predicted from measured data.  
$$\text{ONSET} = 10.0^{**}(0.002247^{*}\text{Speed} - 0.0003228^{*}\text{Altitude} - 0.00014^{*}\text{Lateral Offset} + 0.008987^{*}\text{SEL} - 0.434)$$
- Measured excess attenuation for low-altitude flights at large lateral distances.




ARMSTRONG LABORATORIES  
NOISE EFFECTS BRANCH

# Noise Exposure Validation

Wyle acoustic studies

- **Flight track dispersion across several MTRs.**
  - **Distribution from “center-line” (IR) and “dispersed” (VR) flight operations**
  - **Dispersed (VR) distribution (SD = 0.17 Route width)**
- **Validated noise levels across several MTRs.**



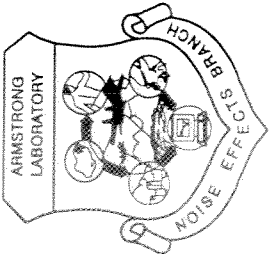
**ARMSTRONG LABORATORIES  
NOISE EFFECTS BRANCH**

**L<sub>dnmr</sub> Validation**

**Sequence of psychoacoustic studies**

Study Setting	Noise Source	Exposure Time	# of Subjects
In-house Studies Laboratory	Simulated	5 x 30 min	>100
Wyle Studies Laboratory	Simulated	2 x 2 hr	76
Rented Home	Simulated	2 x 6 hr	60
Hybrid Own Home	Simulated & Real	1 month	63
*Own Home * Planned	Real	3 months	30



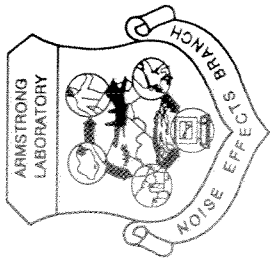


**ARMSTRONG LABORATORIES  
NOISE EFFECTS BRANCH**

# **L<sub>dnmr</sub> Validation**

## **Psychoacoustic studies**

- **Examined the contribution to human annoyance of the following:**
  - **sound exposure level**
  - **onset rate**
  - **number of events**
  - **sporadic nature**
  - **background noise level**
  - **subject's task**
  - **setting**
  - **event duration**




ARMSTRONG LABORATORIES  
NOISE EFFECTS BRANCH

# Psychoacoustic studies

## Results

- **Significant**
  - sound exposure level
  - onset rate
  - setting
  - event duration
  - background noise level
- **Not significant**
  - sporadic nature
  - subject's task
  - number of events independent of Leq

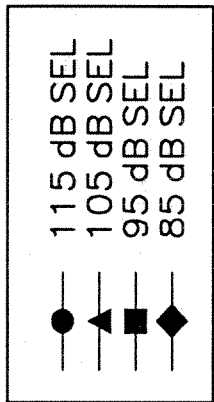




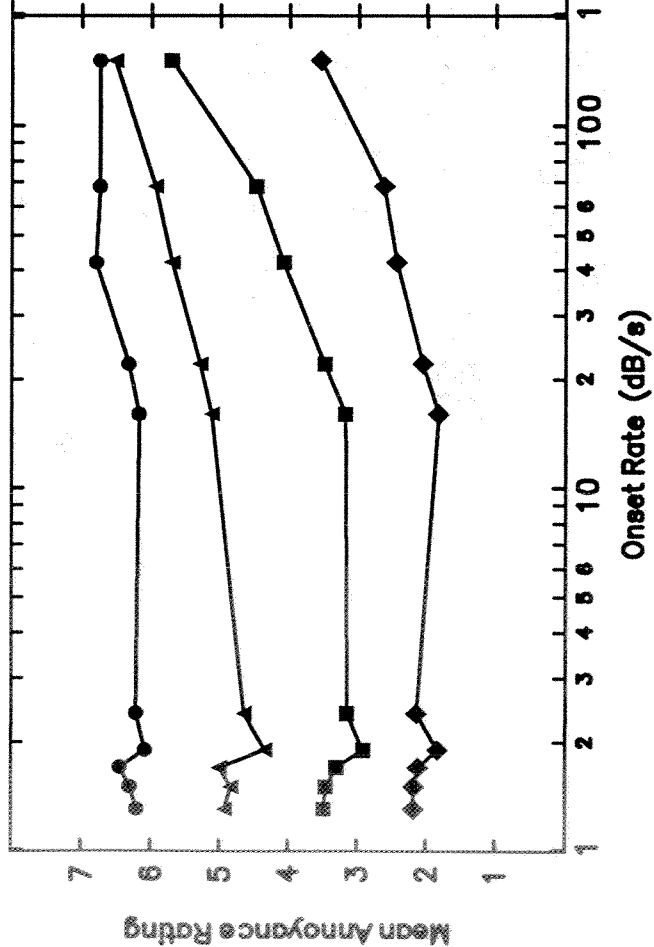
ARMSTRONG LABORATORIES  
NOISE EFFECTS BRANCH

# Effect of Onset Rate on Annoyance

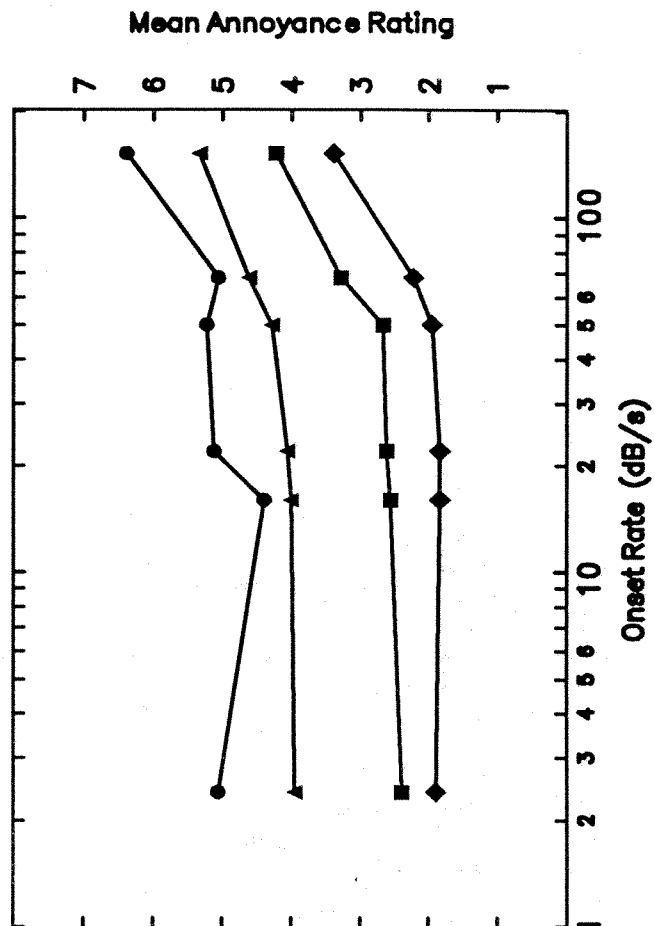
## Laboratory Studies




Wyle outdoor lab study



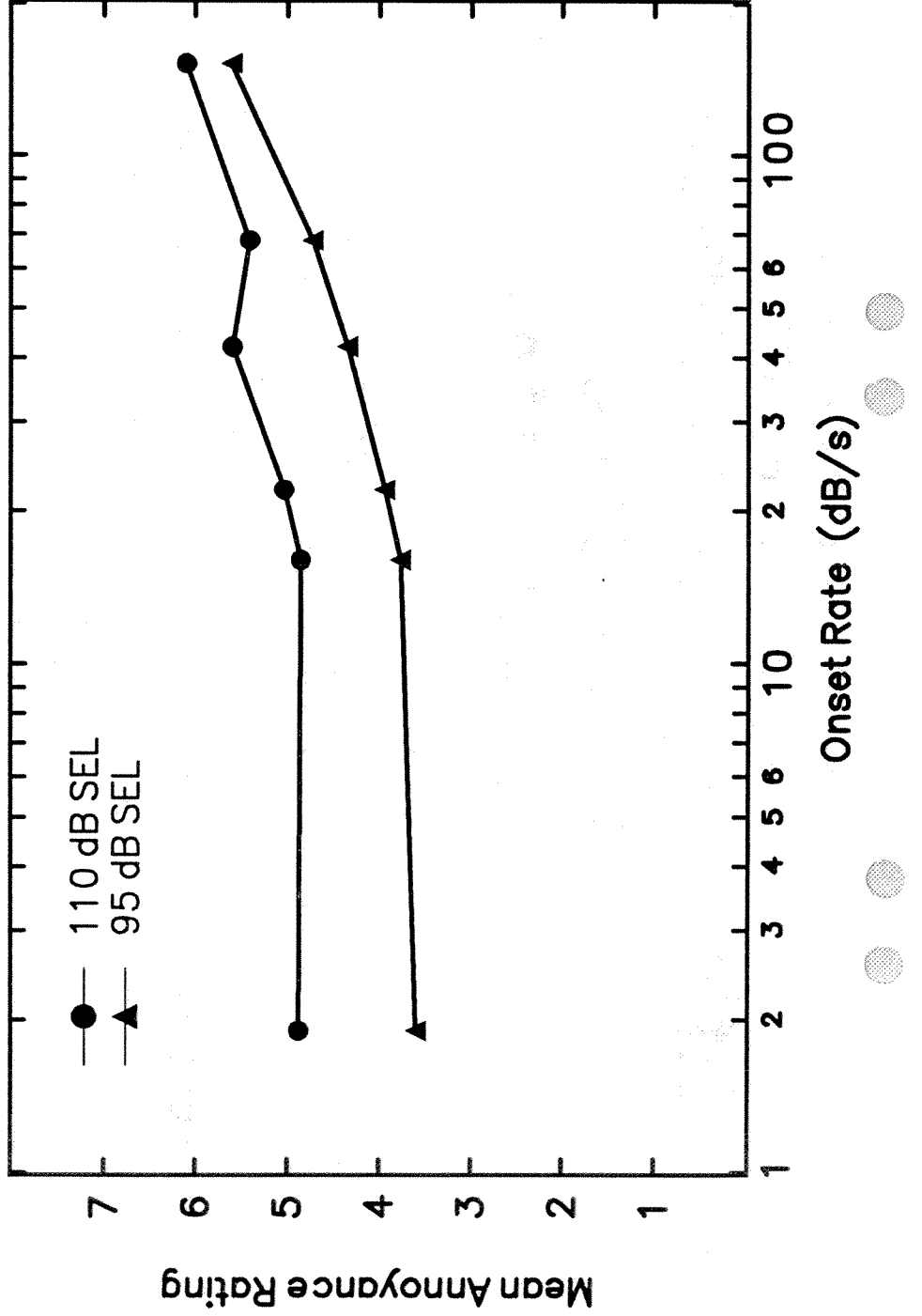
In-house study

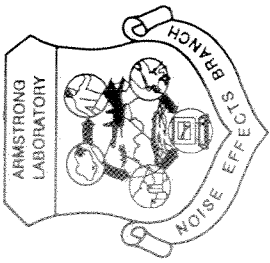




ARMSTRONG LABORATORIES  
NOISE EFFECTS BRANCH

# Effect of Onset Rate on Annoyance Rented Home Study



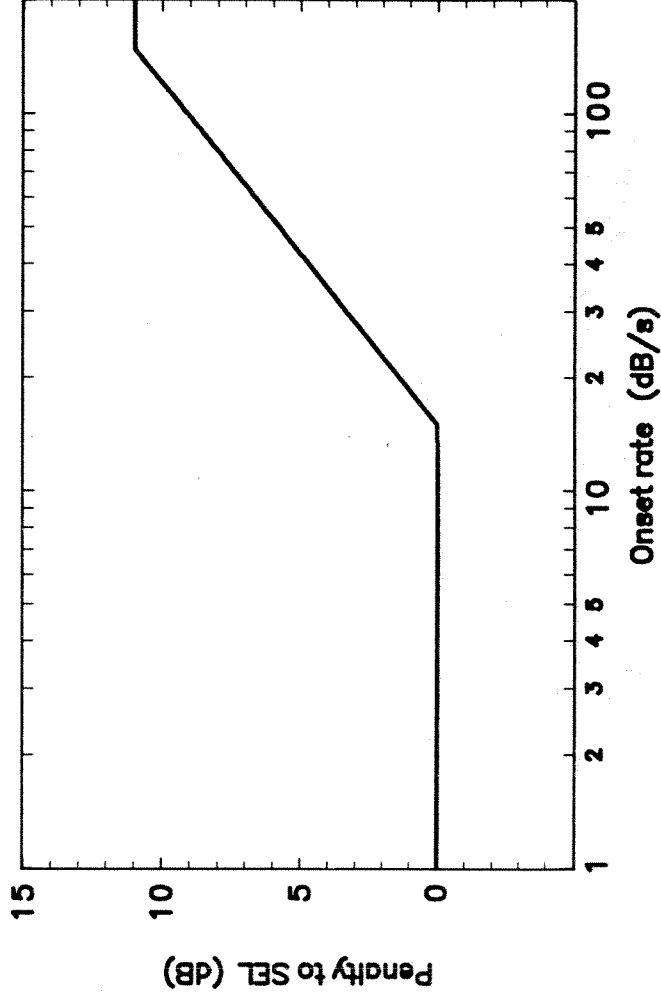



ARMSTRONG LABORATORIES  
NOISE EFFECTS BRANCH

## Onset Rate Penalty

### New Recommended Penalty

- No onset rate penalty for onset rates  $< 15$  dB/s.
- For onset rates between 15 and 150 dB/s penalty equals  $11 \log_{10}(\text{onset rate}) - 12.9$ .
- For onset rates  $> 150$  dB/s penalty is 11 dB.



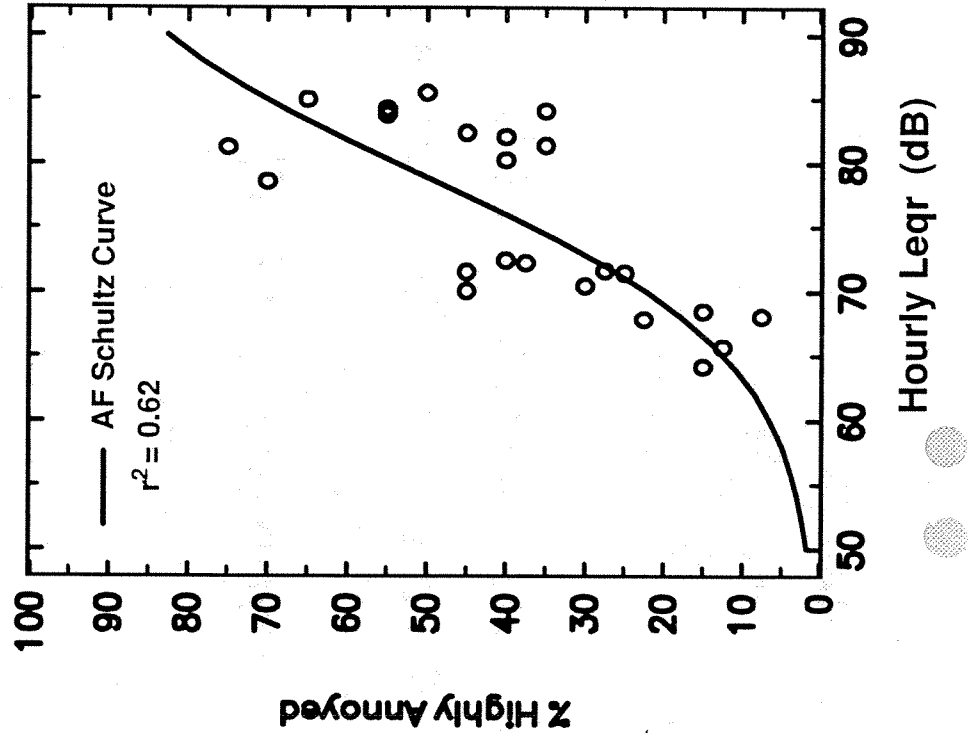
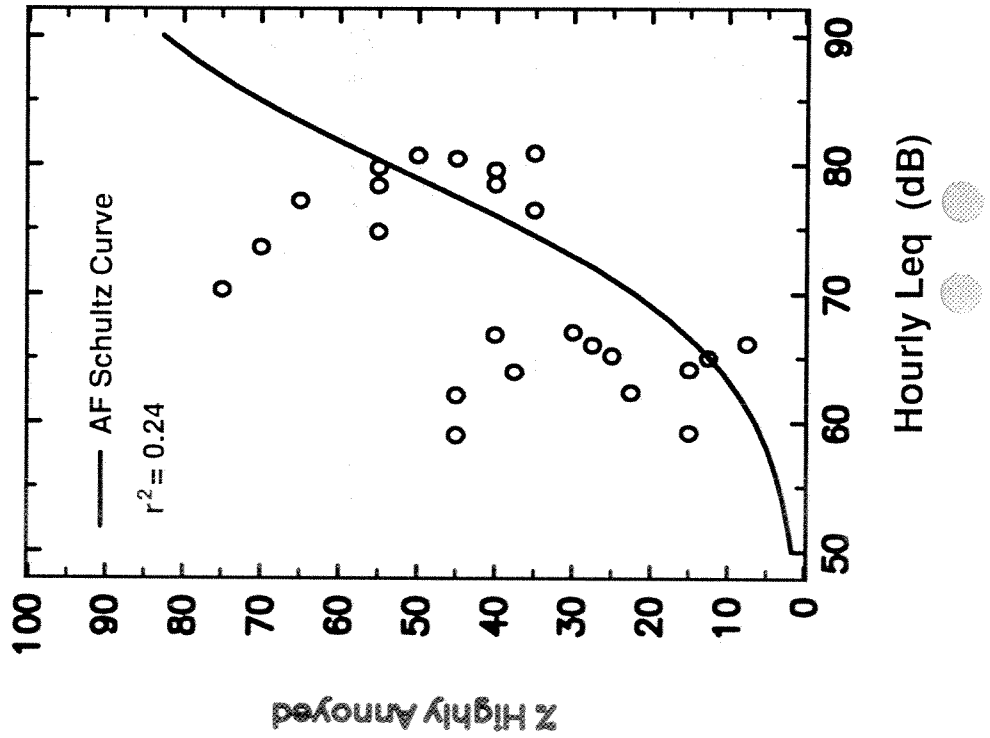



ARMSTRONG LABORATORIES  
NOISE EFFECTS BRANCH

# Leq vs Leqr

## From WYLE Rented Home Study

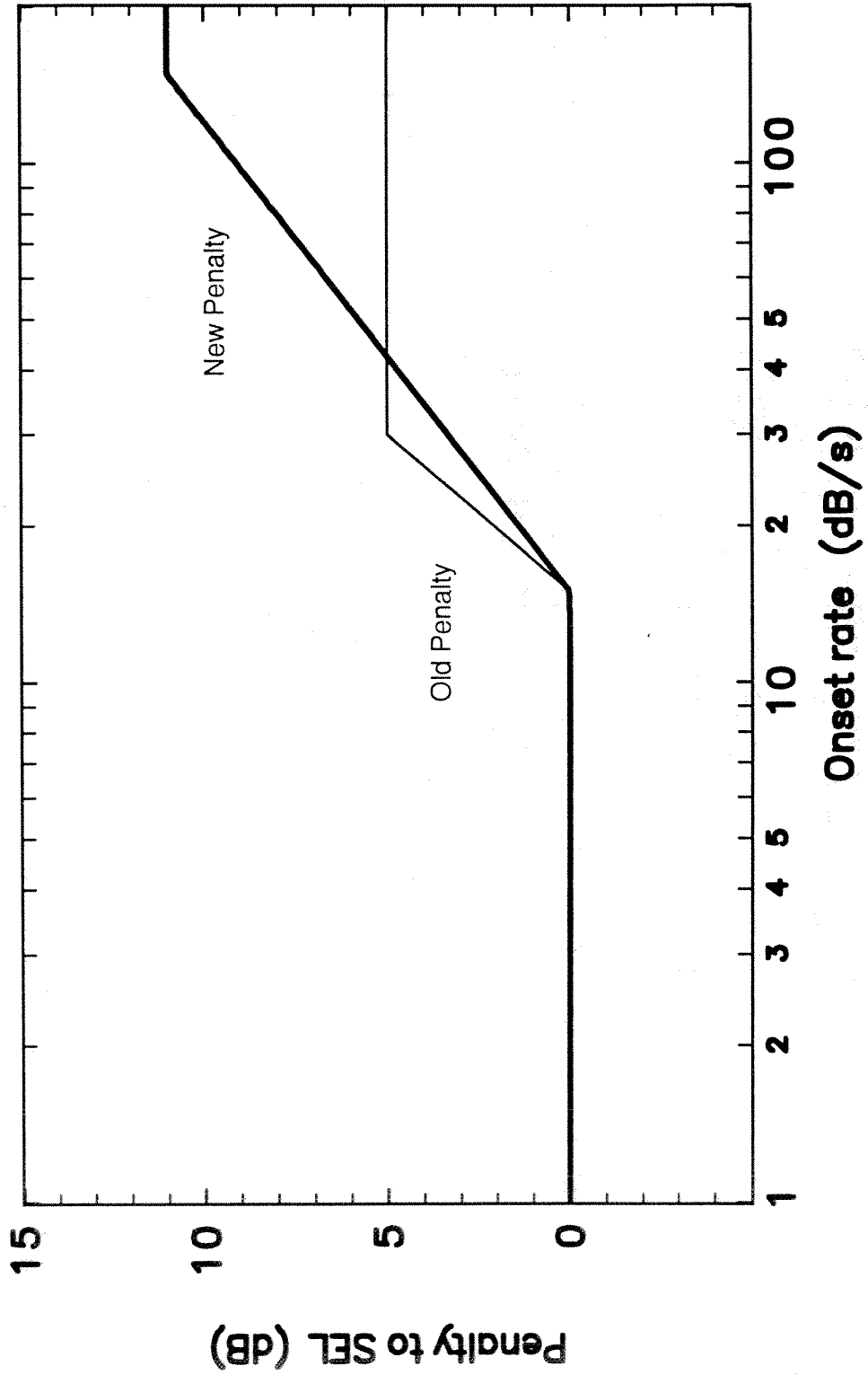
Percentage of subjects highly annoyed for one-hour session






ARMSTRONG LABORATORIES  
NOISE EFFECTS BRANCH

# Onset Rate Penalty Comparison





ARMSTRONG LABORATORIES  
NOISE EFFECTS BRANCH  
**Onset Rate Penalty**  
**ROUTE MAP Comparison**

F-4C under VR dispersed operations at Altitude 125 ft,  
550 kts, 98% RPM, 2 flights/day

